

JUNGLE BABIES

GERI THE GIRAFFE

By Patty Reed & Associates - Li Hua Mai © 2008

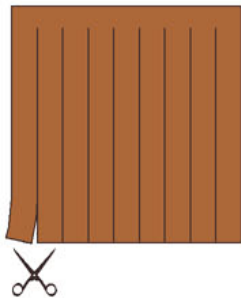
for Fabric Traditions

Supplies Needed:

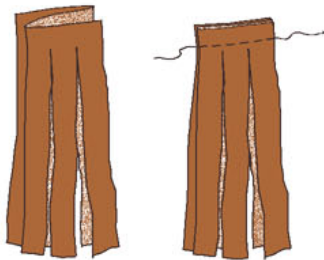
- 1 Fleece Panel
- 1 bag Polyester Fiberfill 20 oz
- Matching thread or
Wonder Invisible Thread clear

1. Cut out all pieces of each toy and keep in separate stacks.

2. Cut the top knot along the solid lines making a fringe look, leaving them all connected on one edge as marked.

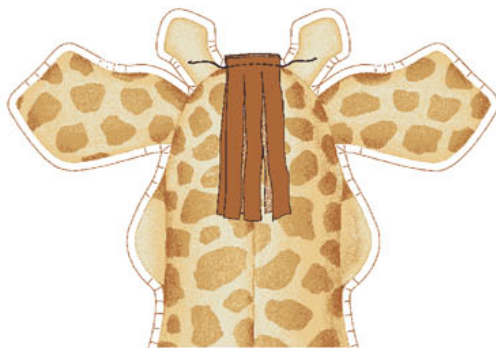


3. Fold the top piece in thirds.



4. Stitch together along attached area.


5. Baste in place at the top of the head as marked between the horns.



6. With right sides together pin the front & back of the Giraffe body together, with the top knot in the middle between the two layers.



7. Stitch along seam allowance leaving the bottom open. Clip in all edges as marked, being careful Not to cut the stitching.



8. Turn right side out and check all seams to make sure you don't have any white seam allowance showing.

9. Put a little stuffing in each ear with most at the ends of the ears. Stitch along the dotted line where the ears attach to the head.



10. Top stitch along quilting lines to give 3D effect.

11. Stuff the horns to medium stuffiness. Top-stitch across bottom of horns, along stitch line, where the horns meet the head.

12. Pin bottom oval in place matching opening marks.

13. Stitch around bottom leaving unstitched between the two notches at the back.

Turn back to right side out.

14. Stuff the giraffe through the opening to desired firmness. Remember this is a toy and should be a little soft for baby.

15. Fold in the opening seam allowance between the notches, pin in place, and hand sew closed.

16. Tie knots in the top fringe. One at the base and one at the end of each fringe. This will make the top knot stand up.



ENJOY GERI THE GIRAFFE

The bonus pillow front can be used for many things. Be creative and see what you can do. Pillow, wall hanging, applique for a rug, chair cover, wall border...

See all the other stuffables and Jungle Baby fabrics available in the market today on our website at www.pattyreeddesigns.com. Also available on our website is our Jungle Babies Insta Tote Bag. You can use this as a diaper bag. Just look under Insta Totes for ordering information.

Patty Reed & Associates LLC
2448 SW Commonwealth Ave
Portland, OR 97201
Phone 503.283.6157
Fax 503.283.6163
email pattyreeddesign@comcast.net