

# JUNGLE BABIES

## ELEANOR THE ELEPHANT

By Patty Reed & Associates - Li Hua Mai © 2008  
for Fabric Traditions

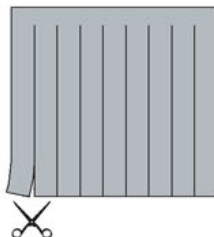
This panel contains three fleece stuffable elephants

### Supplies Needed:

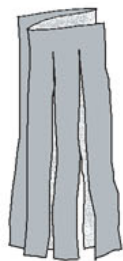
- 1 Elephant Panel
- 2 bag 20 oz Fiberfill
- Matching thread or  
Wonder Invisible Thread clear

1. Cut out all printed elephant pieces along the solid printed lines, keeping all the pieces for each size stacked together.


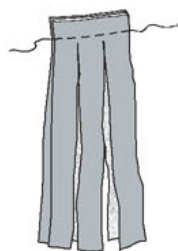
2. Cut the top knot along the solid lines making a fringe look, leaving them all connected on one edge as marked.



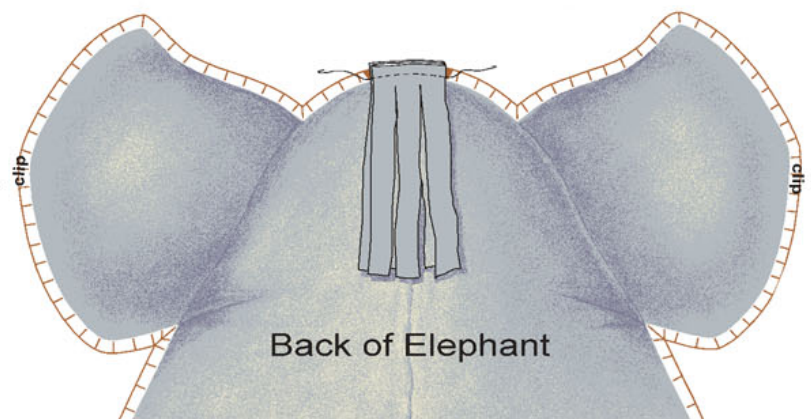
3. Fold the top knot piece in thirds.



4. Stitch together along attached area.

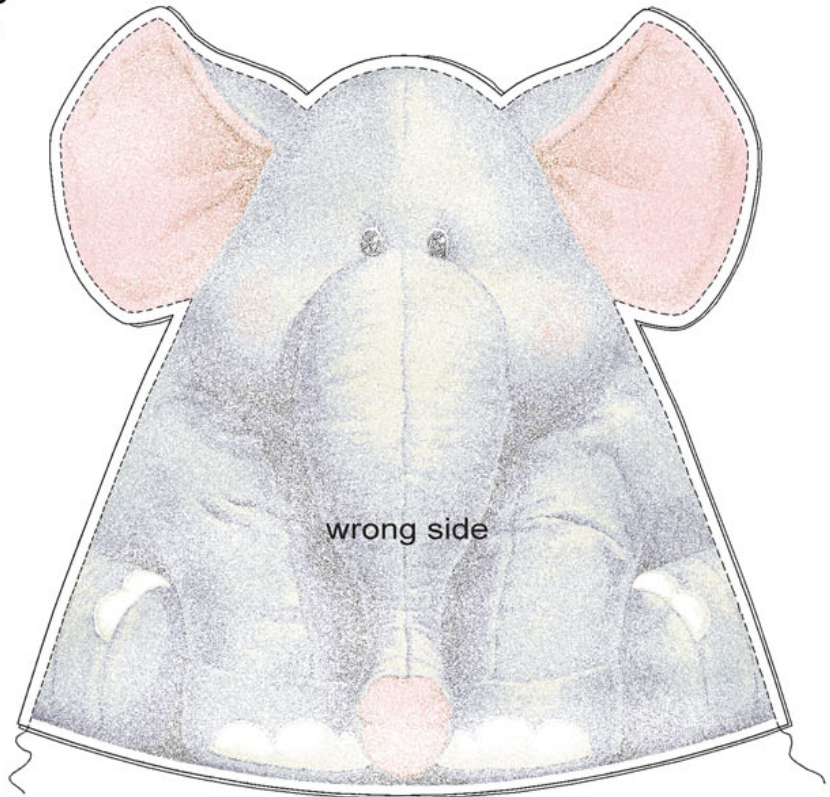


5. Baste in place at the top of the head as marked.





**6. With top knot fringe to the inside, put the right sides of the body together. Stitch around the whole elephant leaving the bottom open.**



**7. Clip the seams at the marks, being careful not to cut through the stitching.**

**8. Turn elephant body and ears right side out. Check the seam to make sure no white seam allowance is showing.**

**9. Stuff the ears lightly, with most of the stuffing to the outside edges.**




10. Top-stitch along the dotted line between the ears and the head.

11. Top-stitch along the dotted quilting lines in the ears.  
(Through two layers and Fiberfill)

12. Turn the body back wrong side out and pin Pin bottom oval in place matching opening marks.

13. Stitch around bottom leaving unstitched between the two notches at the back.  
Turn back right side out.

14. Stuff elephant through opening area to desired firmness. Remember this is a toy and should be a little soft for baby.



15. Fold in the opening seam allowance between the notches, pin in place, and hand sew closed.

16. Tie knots in the top knot fringe, one at the end of each fringe. This will make the top knot stand up.

## **LOVE YOUR ELEPHANT FAMILY!!**

**The bonus pillow front can be used for many things. Be creative and see what you can do. Pillow, wall hanging, applique for a rug, chair cover, wall border...**

See all the other stuffables and Jungle Baby fabrics available in the market today on our website at [www.pattyreeddesigns.com](http://www.pattyreeddesigns.com). Also available on our website is our Jungle Babies Insta Tote Bag. You can use this as a diaper bag. Just look under Insta Totes for ordering information.

Patty Reed & Associates LLC  
2448 SW Commonwealth Ave  
Portland, OR 97201  
Phone 503.283.6157  
Fax 503.283.6163  
email [pattyreeddesign@comcast.net](mailto:pattyreeddesign@comcast.net)