

JUNGLE BABIES

TIMMY THE TIGER

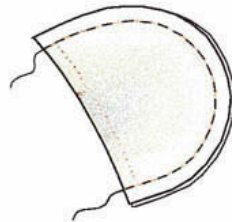
By Patty Reed & Associates - Li Hua Mai © 2008
for Fabric Traditions

Supplies Needed:

- 1 Fleece Panel
- 1 bag Polyester Fiberfill 20 oz
- Matching thread or
Wonder Invisible Thread clear

1. Cut out all pieces of each toy and keep in separate stacks.

2. With right sides together stitch around the curved area of the two ears.



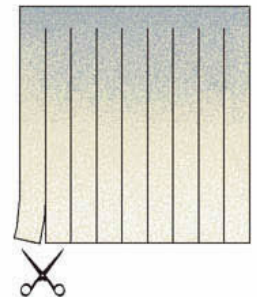
3. Trim the seam allowance being careful not to cut into the seam.

4. Turn the ear right side out. Fold to the notch and baste edge closed.



5. Pin the ears, matching the notches, to the head, with the white side of the ears laying on Timmy's face. Baste ears in place matching the notches.

6. Cut the lines on the top knot piece. Only cut to the end of the lines.

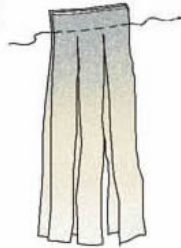


7. Fold top knot piece in thirds.

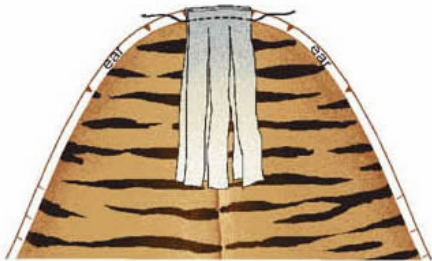




8. Stitch together along attached area.

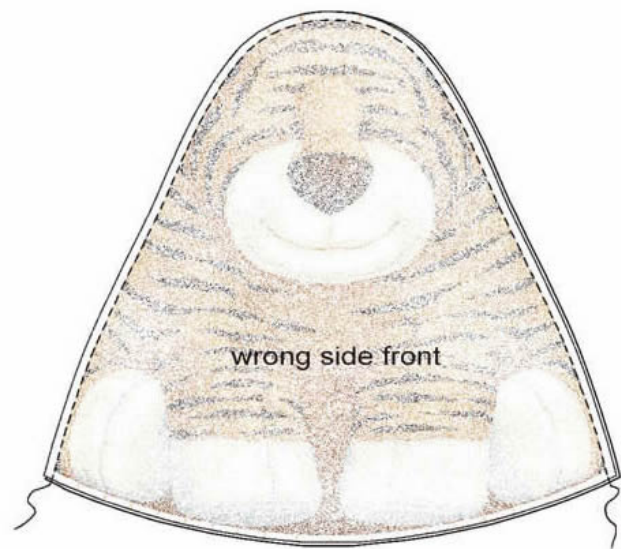


9. Baste the top knot in place at the top of the head as marked.



10. With right sides together, pin the front & back of the Tiger body together, with the top knot and the ears in the middle between the two layers.

11. Stitch along seam allowance leaving the bottom open. Clip in all edges as marked, being careful Not to cut the stitching.



12. Turn right side out and check all seams to make sure you don't have any white seam allowance showing.

13. Turn the body back wrong side out, and continue.
14. Pin bottom oval in place matching opening marks.
15. Stitch around bottom leaving unstitches between the two notches at the back.
16. Stuff Timmy's body with the fiberfill to the desired firmness, remember this is a toy and should be soft for a baby.
17. Fold in the opening seam allowance between the notches, pin in place, and hand sew closed.
18. Tie knots in the top knot fringe. One at the base and one at the end of each fringe. This will make the top knot stand up.

LOVE YOUR TIMMY THE TIGER

The bonus pillow front can be used for many things. Be creative and see what you can do. Pillow, wall hanging, applique for a rug, chair cover, wall border...

See all the other stuffables and Jungle Baby fabrics available in the market today on our website at www.pattyreeddesigns.com. Also available on our website is our Jungle Babies Insta Tote Bag. You can use this as a diaper bag. Just look under Insta Totes for ordering information.

Patty Reed & Associates LLC
2448 SW Commonwealth Ave
Portland, OR 97201
Phone 503.283.6157
Fax 503.283.6163
email pattyreeddesign@comcast.net