

JUNGLE BABIES

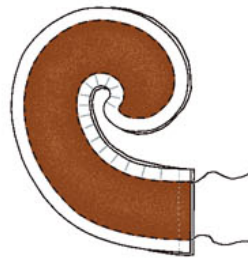
MARY THE MONKEY

By Patty Reed & Associates - Li Hua Mai © 2008
for Fabric Traditions

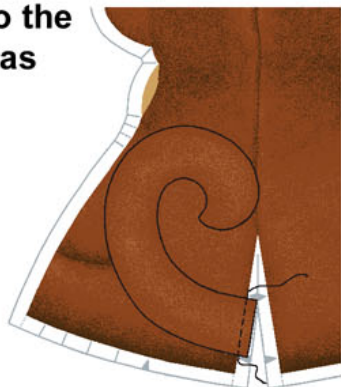
Supplies Needed:

- 1 panel with monkey family
- 2 bags 20 oz Fiberfill
- Matching thread or
Wonder Invisible Thread clear

1. Cut out all pieces of each toy and keep in separate stacks.
2. With right sides of tail together stitch around tail as marked.
3. Using a chop stick or pencil turn the tail right side out and stuff.




4. Stitch the tail into the center back dart as marked.



5. Sew the dart closed.

6. Cut the top knot along the solid lines making a fringe look, leaving all connected on one edge as marked.

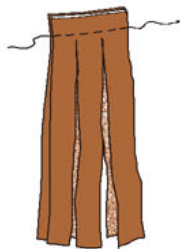


7. Fold the top knot piece in thirds.

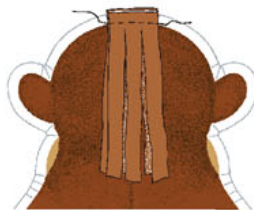




8. Stitch together along attached area.




9. Baste in place at the top of the head as marked.



10. With top knot fringe to the inside, put the right sides of the body together. Pin together.

11. Stitch around the whole monkey leaving the bottom open. Turn right side out and check the seam to make sure no white seam allowance is showing.



12. Turn the body back wrong side out. Clip the seams at the marks, being careful not to cut through the stitching.

13. Turn monkey body and ears right side out.

14. Stuff the ears lightly, with most of the stuffing to the outside edges.

15. Top-stitch along the dotted line between ears and the head.



16. Turn the body back wrong side out and continue.

17. Pin bottom oval in place matching opening marks.

18. **Stitch around bottom leaving unstitched between the two notches at the back.**
19. **Stuff monkey through opening area to desired firmness, remember this is a toy and should be a little soft for a baby.**
20. **Fold in the opening seam allowance between the notches, pin in place, and hand sew closed.**
21. **Tie knots in the top knot fringe, one at the base and one at the end of each fringe. This will make the top knot stand up.**



HAVE FUN WITH MARY THE MONKEY

The bonus pillow front can be used for many things. Be creative and see what you can do. Pillow, wall hanging, applique for a rug, chair cover, wall border...

See all the other stuffables and Jungle Baby fabrics available in the market today on our website at www.pattyreeddesigns.com. Also available on our website is our Jungle Babies Insta Tote Bag. You can use this as a diaper bag. Just look under Insta Totes for ordering information.

Patty Reed & Associates LLC
2448 SW Commonwealth Ave
Portland, OR 97201
Phone 503.283.6157
Fax 503.283.6163
email pattyreeddesign@comcast.net